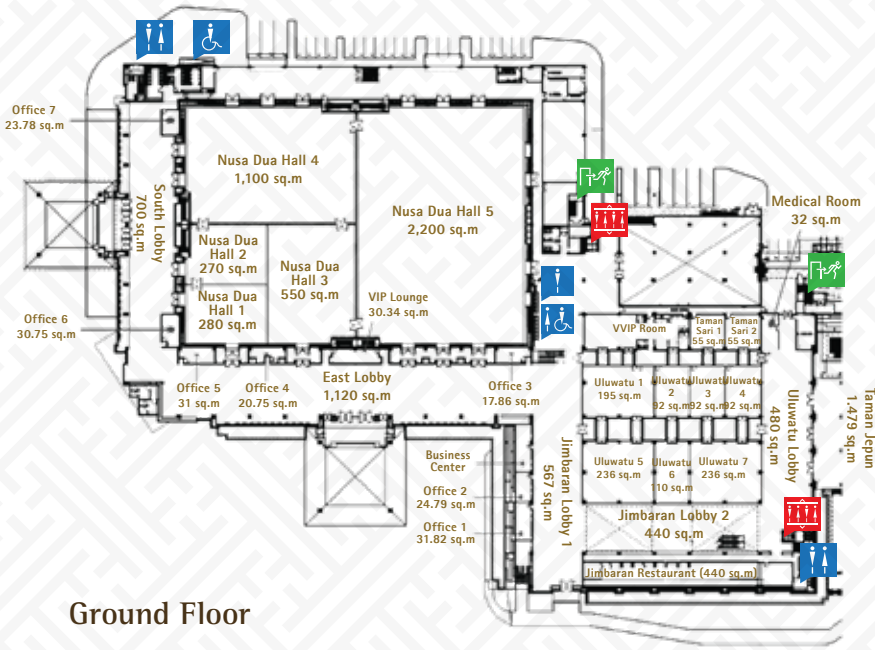


SPACE IN FIGURES - BNDCC 1

FUNCTION ROOM	DIMENSION			FLOOR AREA		CAPACITIES				
	METRES (L x W x H)			SQ.M	SQ. FT	THEATRE	CLASSROOM	U SHAPE	ROUND TABLE	RECEPTION
GROUND FLOOR										
NUSA DUA	1	20.0 x 14.0 x 9.0		280	3,014	280	140	70	140	280
	2	19.3 x 14.0 x 9.0		270	2,906	270	130	70	130	270
	3	27.5 x 20.0 x 9.0		550	5,920	550	270	140	270	550
	4	27.5 x 40.0 x 9.0		1,100	11,840	1,100	550	270	440	1,100
	5	55.0 x 40.0 x 9.0		2,200	23,680	2,200	1,100	550	880	2,200
	Hall	55.0 x 80.0 x 9.0		4,400	47,361	4,800	2,400	1,200	2,400	4,800
	East Lobby	14.0 x 80.0 x 7.0		1,120	12,060					
	South Lobby	12.0 x 58.0 x 7.0		700	7,535					
East & South Lobby			1,820	19,590						
TAMAN SARI	1	7.3 x 7.6 x 3.1		55	592	60	30	15	30	60
	2	7.3 x 7.6 x 3.1		55	592	60	30	15	30	60
ULUWATU	1	12.0 x 16.2 x 3.1		195	2,099	200	100	50	100	200
	2	12.0 x 7.7 x 3.1		92	990	100	50	25	50	100
	3	12.0 x 7.7 x 3.1		92	990	100	50	25	50	100
	4	12.0 x 7.7 x 3.1		92	990	100	50	25	50	100
	5	16.2 x 14.4 x 3.1		236	2,540	240	120	60	120	240
	6	7.7 x 14.4 x 3.1		110	1,184	120	60	30	60	120
	7	16.2 x 14.4 x 3.1		236	2,540	240	120	60	120	240
Lobby			480	5,167						
JIMBARAN	Lobby 1			567	6,103				150	
	Lobby 2			440	4,736				120	
OUTDOOR SPACE	Taman Jepun			1,479	15,920				500	1,000
MEZZANINE FLOOR										
KINTAMANI	1	15.7 x 16.0 x 3.0		251	2,702	260	130	65	130	260
	2	15.7 x 16.0 x 3.0		251	2,702	260	130	65	130	260
	3	13.1 x 16.0 x 3.0		209	2,250	210	100	50	100	210
	4	7.7 x 9.6 x 3.0		73	786	80	40	20	40	80
	5	13.1 x 15.5 x 3.0		202	2,174	210	100	50	100	210
	6	15.5 x 15.6 x 3.0		241	2,594	260	130	65	130	260
	7	15.6 x 15.6 x 3.0		241	2,594	260	130	65	130	260
	8	6.0 x 8.0 x 3.0		48	517	48	24	12	20	48
	Lobby 1			352	3,789					
	Lobby 2			248	2,669					
Lobby 3			224	2,411						
1ST FLOOR										
SINGARAJA	1	39.5 x 20.2 x 6.8		799	8,600	800	400	200	350	800
	2	39.5 x 23.3 x 6.8		920	9,903	920	460	230	400	920
	Hall	43.9 x 39.5 x 6.8		1,734	18,665	1,750	875	438	870	1,750
	Lobby 1			451	4,855					
	Lobby 2			429	4,618					
Lobby 3			360	3,875						
OUTDOOR SPACE	Singaraja Terrace	10.0 x 60.0 x 3.3		600	6,458				300	600

Note: All Meeting Room capacities may require alteration depending on individual event

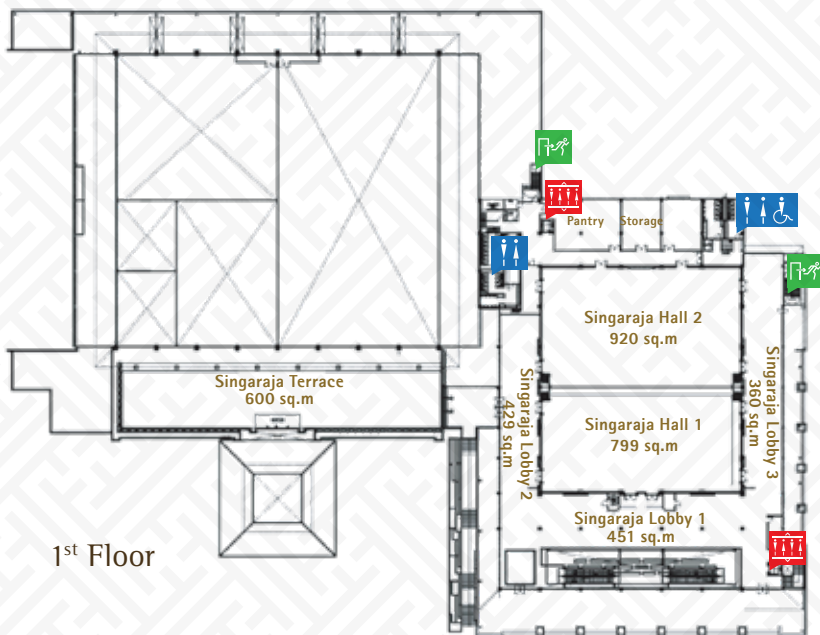
FLOOR PLANS - BNDCC 1



Ground Floor



Mezzanine Floor



1st Floor

TOILET ELEVATOR EMERGENCY EXIT



SPACE IN FIGURES - BNDCC 2

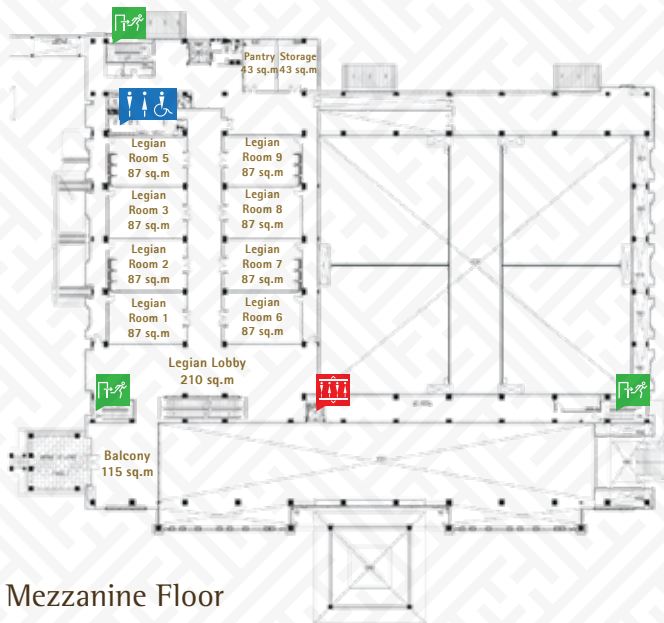
FUNCTION ROOM	DIMENSION			FLOOR AREA		CAPACITIES				
	METRES (L x W x H)			SQ.M	SQ. FT	THEATRE	CLASSROOM	U SHAPE	ROUND TABLE	RECEPTION
GROUND FLOOR										
PECATU	1	19.0 x 19.0 x 8.5		360	3,875	360	180	90	180	360
	2	19.0 x 19.0 x 8.5		360	3,875	360	180	90	180	360
	3	19.0 x 19.0 x 8.5		360	3,875	360	180	90	180	360
	5	19.0 x 19.0 x 8.5		360	3,875	360	180	90	180	360
	Hall 1,2	19.0 x 38.0 x 8.5		722	7,772	740	370	185	240	740
	Hall 3,5	19.0 x 38.0 x 8.5		722	7,772	740	370	185	240	740
	Pre-Function	38.7 x 7.3 x 8.5								
	Hall	46.6 x 38.0 x 8.5		1,770	19,052	1,800	900	450	900	1,800
Lobby			1,000	10,764						
MENGWI	1	10.8 x 7.5 x 4.0		81	872	85	43	22	40	85
	2	10.8 x 7.5 x 4.0		81	872	85	43	22	40	85
	3	10.8 x 7.5 x 4.0		81	872	85	43	22	40	85
	5	10.8 x 7.5 x 4.0		81	872	85	43	22	40	85
	6	10.8 x 7.5 x 4.0		81	872	85	43	22	40	85
	7	10.8 x 7.5 x 4.0		81	872	85	43	22	40	85
	8	10.8 x 7.5 x 4.0		81	872	85	43	22	40	85
	1,2	15.0 x 11.6 x 4.0		174	1,873	174	112	43	100	174
	3,5	15.0 x 11.6 x 4.0		174	1,873	174	112	43	100	174
	6,7	15.0 x 11.6 x 4.0		174	1,873	174	112	43	100	174
	7,8	15.0 x 11.6 x 4.0		174	1,873	174	112	43	100	174
	6,7,8	22.5 x 11.6 x 4.0		261	2,809	260	130	65	130	260
	VIP Lounge	11.6 x 7.5 x 4.0		87	936					
MEZZANINE FLOOR										
LEGIAN	1	11.6 x 7.5 x 4.0		87	936	90	45	23	50	90
	2	11.6 x 7.5 x 4.0		87	936	90	45	23	50	90
	3	11.6 x 7.5 x 4.0		87	936	90	45	23	50	90
	5	11.6 x 7.5 x 4.0		87	936	90	45	23	50	90
	6	11.6 x 7.5 x 4.0		87	936	90	45	23	50	90
	7	11.6 x 7.5 x 4.0		87	936	90	45	23	50	90
	8	11.6 x 7.5 x 4.0		87	936	90	45	23	50	90
	9	11.6 x 7.5 x 4.0		87	936	90	45	23	50	90
	1,2	15.0 x 11.6 x 4.0		174	1,873	174	112	43	100	174
	3,5	15.0 x 11.6 x 4.0		174	1,873	174	112	43	100	174
	6,7	15.0 x 11.6 x 4.0		174	1,873	174	112	43	100	174
	8,9	15.0 x 11.6 x 4.0		174	1,873	174	112	43	100	174
	Lobby			210	2,260					
	Balcony	11.5 x 10.0 x 3.5		115	1,238					
1ST FLOOR										
TANJUNG BENOA	Hall	32.0 x 28.8 x 5.0		920	9,903	920	460	230	460	920
	Lobby			252	2,713					

Note: All Meeting Room capacities may require alteration depending on individual event

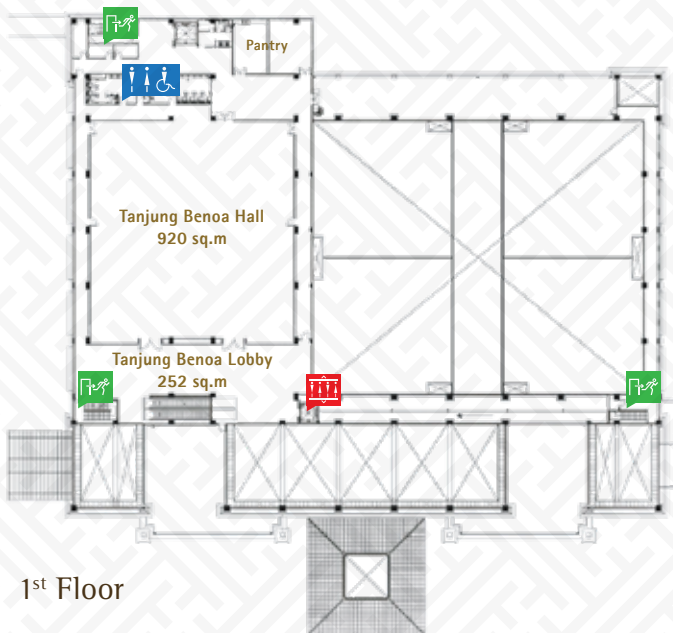
FLOOR PLANS - BNDCC 2



Ground Floor



Mezzanine Floor



1st Floor

 TOILET
  ELEVATOR
  EMERGENCY EXIT

